

Stark County's Influenza Weekly Report

Week 20 (05/13/2018 – 05/19/2018)

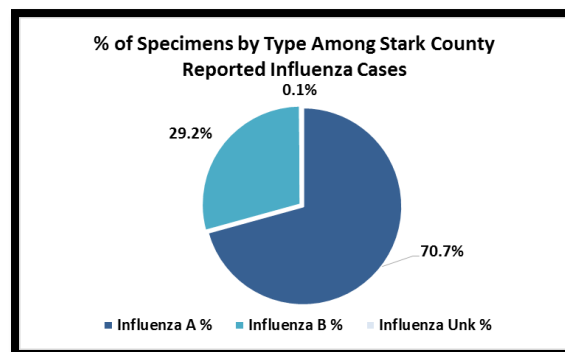


During Week 20:

- Stark County had 0 additional influenza-associated hospitalizations.
- Nationally, one influenza-associated pediatric death was reported, zero were from Stark County.
- During week 20, 6 influenza A specimens were collected nationally from public health laboratories, which made up 33.3% of all positive specimens; 33.3% subtyped as H3N2, 66.7% as H1N1, and the remainder were not subtyped.

So Far this Year:

- There have been 705 influenza-associated hospitalizations in Stark County.
 - Those hospitalized for influenza have ranged from 1 month old to 100 years of age, with the median being 71 years.
- A cumulative rate of 106.6 laboratory-confirmed influenza-associated hospitalizations per 100,000 population was reported.
- Up to week 20, 38,198 collected nationally from public health laboratories were typed influenza A. This was 71.3% of all specimens collected. Of these, 14.8% subtyped as the 2009 H1N1 virus, 83.6% subtyped as the H3 virus, and subtyping was not performed on the rest of them.
- Nationally, 169 influenza-associated pediatric deaths were reported so far this year. Last year, at the same time, there were 95 deaths reported for the season.
- One human infection with a novel influenza A virus (H1N1v) was reported from Iowa during week 46.

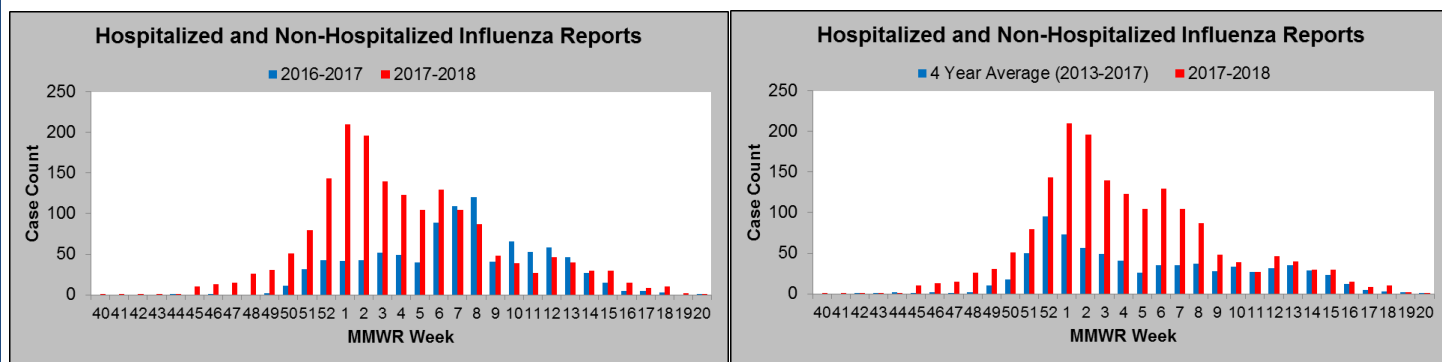


Viruses Circulating vs. Viruses in this Year's Vaccine:

- Nationally since October 1, 2017, 2105 influenza viruses were characterized as Influenza A.
 - There were 1295 influenza A(H3N2) viruses collected. 93.4% of those antigenically characterized matched the influenza A (H3N2) component in this year's vaccine. There were 810 influenza A (H1N1) viruses collected; all of those characterized matched the influenza A (H1N1) component in this year's vaccine.
- Nationally since October 1, 2017, 1158 influenza viruses were characterized as Influenza B.
 - Of these, 881 subtyped from the Yamagata Lineage and 277 subtyped from the Victorian Lineage. Of these specimens, 100% of the Yamagata Lineage matched the Influenza B component of the 2017-2018 vaccine and 21.8% of the Victorian Lineage matched.

Graph 1: Hospitalized and Non-Hospitalized Influenza Cases Reported to the Local Health Department.

- ◆ There were a total of 1 case of hospitalized and non-hospitalized influenza reported for Week 20 in Stark County. Last year there was 1 case reported this week. Stark County increased to 1767 cases reported so far this year, compared to 954 cases through Week 20 last year.



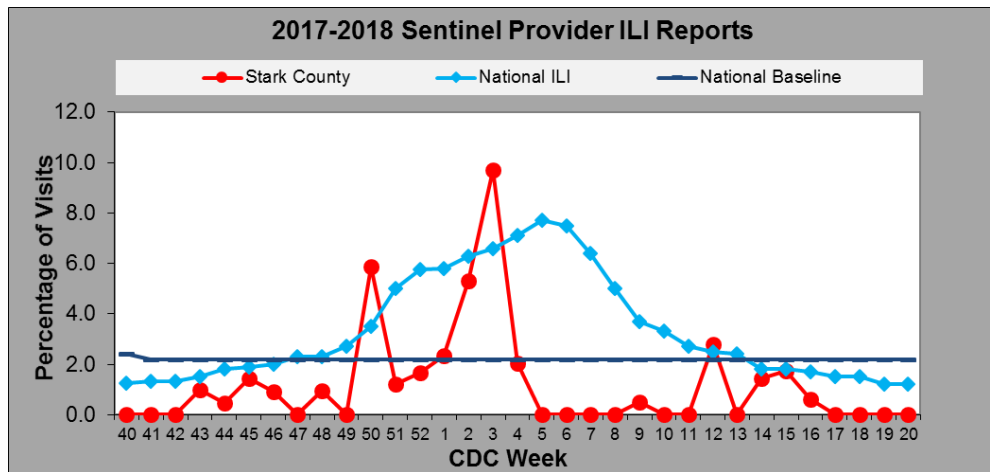
* All data presented in this weekly report are preliminary and may change as additional information is received.

* Multiyear averages included in this weekly report do not include the 2009/2010 H1N1 season.

➢ If you have any questions please contact Avi Joseph at 330.493.9914 or josepha@starkhealth.org or Amanda Archer at 330.489.3327 or aarcher@cantonhealth.org

Graph 2: Sentinel Provider Reported Influenza Like Illness (ILI) in Stark County.

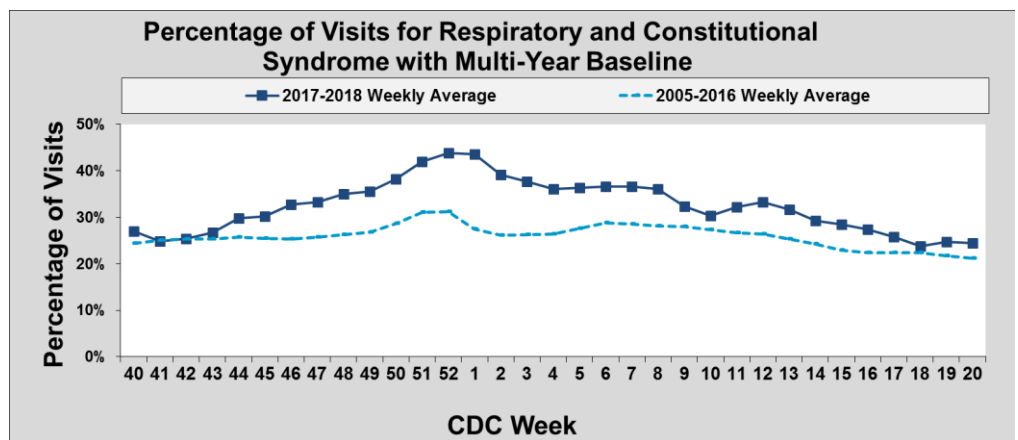
- During week 20, Stark County Sentinel Providers did not report. Nationally, it was reported that 1.2% of visits were for ILI, which is below the national baseline of 2.2% of visits.



Graph 3: Emergency Department Visits for Respiratory and Constitutional Syndromes.

(Source: Health Monitoring Systems, EpiCenter, Hospital and Stat Care Patient Registration Surveillance System)

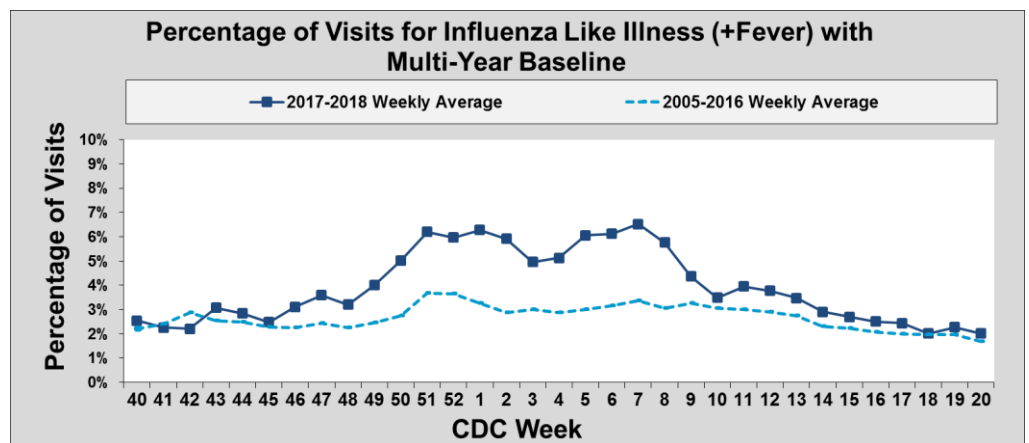
- ED and Stat Care visits for respiratory and constitutional syndrome were the same as the previous week and is still slightly above the multi-year baseline average during week 20.



Graph 4: Emergency Department (ED) Visits for Influenza Like Illness (+Fever).

(Source: Health Monitoring Systems, EpiCenter, Hospital and Stat Care Patient Registration Surveillance System)

- ◆ ED and Stat Care visits for ILI + Fever for MMWR week 20 show a very slight downtick as the season end nears. ILI visits equal just over 2% of total visits, versus a season high of 6.53.



* All data presented in this weekly report are preliminary and may change as additional information is received.

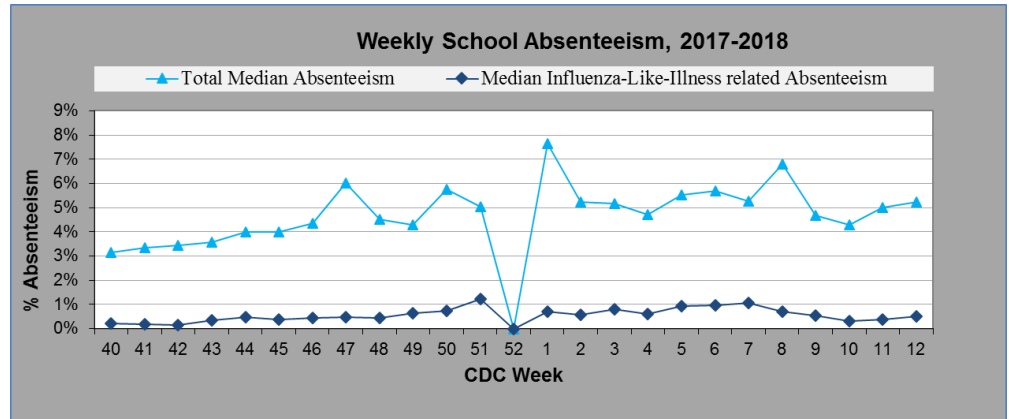
* Multiyear averages included in this weekly report do not include the 2009/2010 H1N1 season.

➤ If you have any questions please contact Avi Joseph at 330.493.9914 or josepha@starkhealth.org or Amanda Archer at 330.489.3327 or aarcher@cantonhealth.org

Graph 5: Stark County School Absenteeism.

(Source: Voluntary reporting by multiple school districts throughout the county)

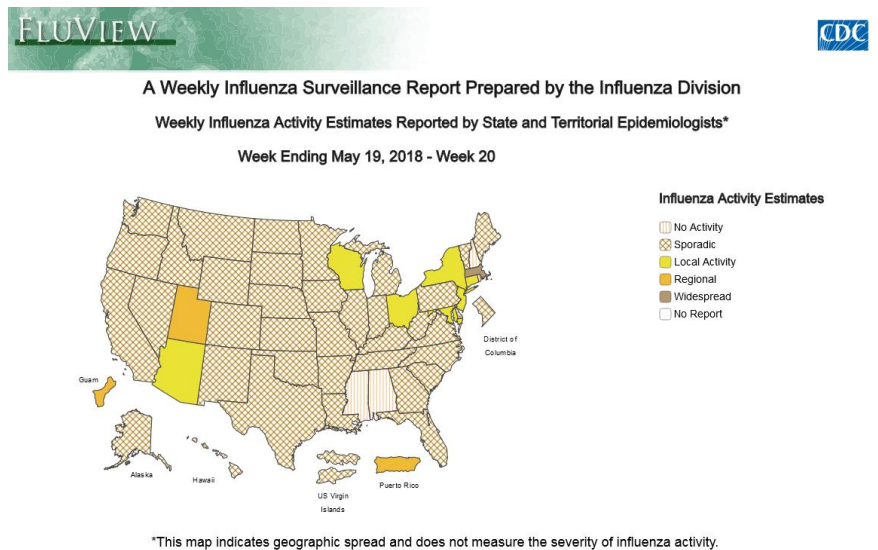
- ◆ School absenteeism finished reporting for the 2017-2018 influenza season.



Map: Weekly Geographic Influenza Activity Estimates Reported by State and Territorial Epidemiologists Syndromes.

(Source: Health Monitoring Systems, EpiCenter, hospital and stat care patient registration surveillance system)

- ◆ During week 20, Ohio was designated as having local activity, along with 7 other states. Widespread activity: 1 states Regional activity: 1 states Sporadic activity: 37 states No Influenza activity: 4 states



➔ According to the MMWR published

on February 16, 2018, this year’s influenza vaccine is 36% effective. This is from data collected from 4,562 children and adults enrolled in the U.S. Influenza Vaccine Effectiveness Network (U.S. Flu VE Network) during November 2, 2017–February 3, 2018. According to the Centers for Disease Control and Prevention these interim estimates indicate that influenza vaccination reduced to the risk for outpatient medical visits by over a third.

(<https://www.cdc.gov/mmwr/volumes/67/wr/mm6706a2.htm>)



Alliance City Health Department
cityofalliance.com/health



Promoting and Protecting Health Since 1849
Canton City Health Department
cantonhealth.org



Massillon City Health Department
massillonohio.com/health



Stark County Health Department
starkhealth.org

* All data presented in this weekly report are preliminary and may change as additional information is received.

* Multiyear averages included in this weekly report do not include the 2009/2010 H1N1 season.

➤ If you have any questions please contact Avi Joseph at 330.493.9914 or josepha@starkhealth.org or Amanda Archer at 330.489.3327 or aarcher@cantonhealth.org